

## PowerFlow HPX200-KBD24

You want flexibility and performance. High quality is your minimum standard. That's why the Hale Attack Firefighting pump range are designed to be tough and perform well at higher or lower pressures. Hale has over 100 years' experience making fire pumps so you can be sure your Hale pump will deliver performance when you need it.

### Features





- Flows ranging from 100 GPM @ 150 PSI to 250 GPM @ 50 PSI
- Kubota Super Mini Series D902 24.8-HP 4-cycle diesel engine
- EPA Tier 4 emissions compliant
- Electric start
- Anodized aluminum alloy pump head and body
- Pump head and body coupled together with stainless steel band clamp for easy serviceability
- Bronze impeller and renewable wear rings
- Self-adjusting mechanical seal
- 12V ESP primer
- 3.0" NPT / 4.0" Victaulic suction connection; 2.5" NPT discharge

### Applications/Solutions

- Fire OEMs
- Firefighting - Wildland Forestry



### Specifications

Certification(s)	  
Warranty	
Weight	155 kg
Length	33.25 inches (845 mm)
Width	20.5 inches (521 mm)
Height	35.5 inches (902 mm)
Application Solutions	Slip-on
Performance	Medium Pressure,
Application Type	Medium Flow
Dimensions	Medium
Priming Option	Manual, Electric

